

HOW DOES IT WORK?

- Investors buy units in the Rugby Future Fund. ("Fund") for capital growth and income returns.
- The underlying fund managers provide services pro-bono** by forgoing part or all management & performance fees.*
- A 1.0% contribution is made by the Fund each year to the Australian Rugby Foundation.**

THE AUSTRALIAN
RUGBY FOUNDATION

The Australian Rugby Foundation (ARF) is Rugby’s official national fundraising body. Established in 2014, the ARF plays a crucial role in securing private investment to grow the game across all levels.

ARF’s mission is to enhance the long-term strength, inclusivity and global competitiveness of Australian Rugby. **Contributions are strategically invested across five key pillars:**

GRASSROOTS
RUGBY

WOMEN’S RUGBY

INDIGENOUS &
PACIFIC
ISLANDS RUGBY

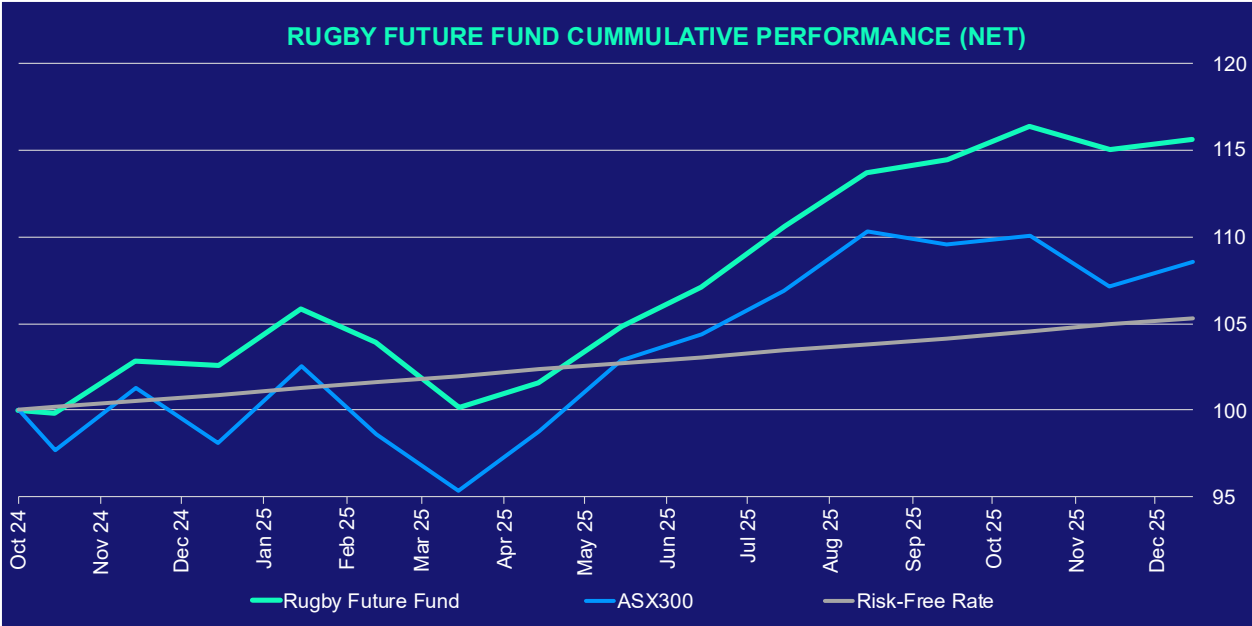
HIGH
PERFORMANCE
PATHWAYS

RUGBY WELFARE

Community High Performance Women’s

SUMMARY FUND DATA	
December Return	0.56%
Return Since Inception	12.9% p.a.
Standard Deviation	7.1% p.a.
NAV	1.1025
Fund Size	A\$23.7 million
FUND INFORMATION	
Structure	Wholesale Australian unit trust
Inception	October 2024
Portfolio	8 to 15 Underlying Funds
Management & performance fees	Underlying Managers forgo part or all Management and Performance fees*
Social Purpose Contribution*	1% p.a. of gross assets to Australian Rugby Foundation*
APIR Code	OMF4676AU
Liquidity	Monthly
Minimum	\$50,000
Buy/Sell Spread	+/- 0.20%
Manager	Rugby Asset Management P/L ram@rugbyfoundation.org.au
Trustee & Admin	One Fund Services Ltd Unity Fund Services P/L info@oneregistryservices.com.au
Audit	EY

* Summary only, refer to the fund Information Memorandum for details on fees forgone, contribution amount, payment mechanisms & any other associated costs.



PERFORMANCE 30 December 2025					Since Inception	
	1 Month	3 Month	6 Month	1 Year	Cumulative	Annualised
Fund	0.56%	1.13%	8.07%	12.85%	15.72%	12.88%
ASX300	1.37%	-0.89%	4.05%	10.66%	8.60%	7.09%

Macro & Market Drivers: Global markets were firmer in December as easing inflation trends and more stable bond yields supported risk assets into year-end.

Australian equities finished higher for the month, though performance varied meaningfully across sectors. Commodity-linked names, Financials and areas exposed to corporate activity were supportive. More broadly, interest-rate sensitive segments and industrials were mixed.

Globally, sentiment improved as resilient U.S. earnings and moderating yields reinforced expectations that major central banks are closer to the end of the tightening cycle.

Portfolio Performance: The Fund delivered +0.56% in December with Long/Short Equity strategies the primary contributor, benefiting from stock selection in a market that rewarded differentiation across companies and sectors. Long Equity exposures were modestly negative, reflecting a more uneven domestic backdrop, while Absolute Return strategies were broadly flat, continuing to provide stability and capital preservation.

The Fund has delivered strong double-digit returns since inception and the December quarter return of +1.1%, versus the ASX300 down -0.9%, highlights RFF’s combination of strategies can generate steadier outcomes through changing conditions.

** Fund inception date 17 October 2024. Any historical information contained in this factsheet is provided by way of illustration only, past performance is not a guide to future performance and actual performance may differ materially. The historical returns are unaudited and therefore may be inaccurate and should not be relied upon. The information included in this document may include information that is predictive in character which may be affected by inaccurate assumptions or by known or unknown risks and uncertainties and may differ materially from results ultimately achieved. Whilst all care has been taken in preparation of this document, neither OIG nor the Investment Manager give any representation or warranty as to the reliability, completeness or accuracy of the information contained in this document. Neither OIG nor the Investment Manager accepts liability for any inaccurate, incomplete or omitted information of any kind or any losses caused by using this information.*

LEADING BOUTIQUE
FUND MANAGERS

Wilson
Asset Management

GEOFF WILSON AO
Chairman & CIO

CONTACT
ASSET MANAGEMENT

TOM MILLNER
Director & Portfolio
Manager

Blackwattle

MICHAEL SKINNER
Managing Director & CIO

REGAL
FUNDS

PHIL KING
Chief Investment Officer

Plato
INVESTMENT MANAGEMENT

DR. DAVID ALLEN
Lead Portfolio Manager
& Head of Research

GCCQ
GLOBAL CONCENTRATED QUALITY

DOUGLAS TYNAN
Chief Investment Officer

CENTENNIAL
ASSET MANAGEMENT

MATHEW KIDMAN
Principal

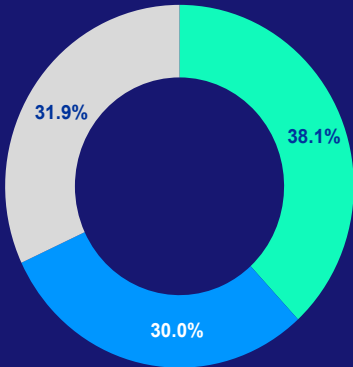
HARVEST LANE
ASSET MANAGEMENT

LUKE CUMMINGS
Managing Director & CIO

COOLABAH CAPITAL
INVESTMENTS

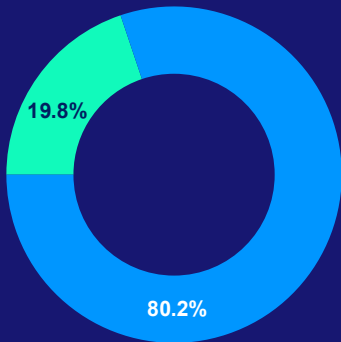
CHRISTOPHER JOYE
Founder & CIO

PORTFOLIO STRATEGIES



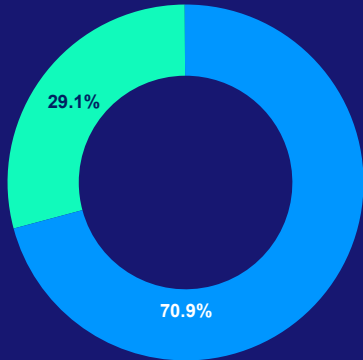
■ % LONG EQUITIES ■ % LONG SHORT EQUITIES
■ % ABSOLUTE RETURN

PORTFOLIO GEOGRAPHY



■ % GLOBAL ■ % AUSTRALIA

PORTFOLIO LIQUIDITY



■ % MONTHLY ■ % DAILY

MANAGER	FUND	STRATEGY	PORTFOLIO ALLOCATION
Contact Asset Management	Australian Ex-50 Fund	Long Only Equity	9.2%
Wilson Asset Management	Leaders Fund	Long Only Equity	10.1%
Wilson Asset Management	Equity Fund	Long Only Equity	9.2%
Blackwattle Investment Partners	L/S 130/30 Quality Fund	Long/Short Equity	9.7%
Regal Funds Management	Australian Long/Short Fund	Long/Short Equity	9.9%
GCQ Funds Management	GCQ Flagship Fund	Global Long Only	9.6%
Plato Investment Management	Plato Global Alpha Fund	Global Long/Short	10.3%
Centennial Asset Management	The Level 18 Fund	Absolute Return	9.8%
Harvest Lane Asset Management	Absolute Return Fund	Absolute Return	10.0%
Coolabah Capital Investments	FR High Yield Fund	Absolute Return	9.9%
Cash & Other			2.2%



AUSTRALIAN RUGBY
FOUNDATION

WHAT CAN YOUR RUGBY FAMILY DO FOR YOU?

DISCLAIMER

The information in this factsheet is only intended for Australian residents that qualify as a Wholesale Investor under the Corporations Act 2001 (Cth). The purpose of this factsheet is to provide information only and the content of the factsheet does not purport to provide investment advice. We strongly suggest that investors read the fund Information Memorandum and all publicly available information and consult a financial advisor prior to making any investment decision. The factsheet does not take into account the investment objectives, financial situation or particular needs of any person and should not be used as the basis for making investment financial or other decisions. The information is selective and may not be complete or accurate for your particular purposes and should not be construed as a recommendation to invest in the Rugby Future Fund. The information provided in the factsheet is given in good faith. Neither One Fund Services Limited as Trustee for The Rugby Future Fund, Rugby Asset Management Pty Ltd, Rugby Australia Ltd, The Australian Rugby Foundation, the proposed distribution partners nor their directors, employees or advisors make any representation or warranty as to the accuracy, reliability, timeliness or completeness of the information. To the extent permissible by law, One Fund Services Limited as Trustee for The Rugby Future Fund, Rugby Asset Management Pty Ltd ACN 675 701 694, Rugby Australia Ltd, The Australian Rugby Foundation, the proposed distribution partners and their directors, employees and advisers disclaim all liability (whether contract, tort, negligence or otherwise) for any error, omission, loss or damage (whether direct, indirect, consequential or otherwise). Neither One Fund Services Limited as Trustee for The Rugby Future Fund, Rugby Asset Management Pty Ltd ACN 675 701 694, Rugby Australia Ltd, The Australian Rugby Foundation, the proposed distribution partners nor their directors, employees or advisers guarantee or make any representation as to the performance of the Rugby Future Fund, the maintenance or repayment of capital, the price at which units may be redeemed or any particular rate of return.